


Registration number 02829312

Able Technology Limited
Director's report and unaudited financial statements
for the year ended 30 June 2016



Able Technology Limited

Company information

Director	P. C. Hammond
Company number	02829312
Registered office	31 Dry Hill Road Tonbridge Kent TN9 1LU
Accountants	Ramsay Brown and Partners Ramsay House 18 Vera Avenue Grange Park London N21 1RA

Able Technology Limited

Contents

	Page
Director's report	1
Accountants' report	2
Profit and loss account	3
Balance sheet	4 - 5
Notes to the financial statements	6 - 8

Able Technology Limited

**Director's report
for the year ended 30 June 2016**

The director presents his report and the financial statements for the year ended 30 June 2016.

Principal activity

The principal activity of the company is that of data processing and systems analysis consultants.


Director

The director who served during the year is as stated below:

P. C. Hammond

This report has been prepared in accordance with the provisions applicable to companies entitled to the small companies exemption.

This report was approved by the Board on March 17th 2017 and signed on its behalf by:



**P. C. Hammond
Director**

Able Technology Limited

**Chartered Accountants' report to the Director on the
unaudited financial statements of Able Technology Limited**


In order to assist you to fulfil your duties under the Companies Act 2006, we have compiled the financial statements of the company which comprise the Profit and Loss Account, the Balance Sheet and the related notes from the accounting records and information and explanations you have given to us.

Our work has been undertaken so that we might compile the financial statements that we have been engaged to compile, report to the company's director that we have done so and state those matters that we have agreed to state to them in this report and for no other purpose. To the fullest extent permitted by law, we do not accept or assume responsibility to anyone other than the company and the company's director for our work or for this report.

We have carried out this engagement in accordance with technical guidance issued by the Institute of Chartered Accountants in England and Wales and have complied with the ethical guidance laid down by the Institute relating to members undertaking the compilation of financial statements.

You have acknowledged on the balance sheet for the year ended 30 June 2016 your duty to ensure that the company has kept proper accounting records and to prepare financial statements that give a true and fair view under the Companies Act 2006. You consider that the company is exempt from the statutory requirement for an audit for the year.

We have not been instructed to carry out an audit of the financial statements. For this reason, we have not verified the accuracy or completeness of the accounting records or information and explanations you have given to us and we do not, therefore, express any opinion on the financial statements.



Ramsay Brown and Partners
Chartered Accountants

Ramsay House
18 Vera Avenue
Grange Park
London
N21 1RA

Date, 21st March 2017

Able Technology Limited

**Profit and loss account
for the year ended 30 June 2016**

		2016	2015
	Notes	£	£
Turnover	2	<u>162,825</u>	<u>157,625</u>
Administrative expenses		<u>(60,706)</u>	<u>(63,779)</u>
Operating profit	3	102,119	93,846
Other interest receivable and similar income		<u>31</u>	<u>9</u>
Profit on ordinary activities before taxation		102,150	93,855
Tax on profit on ordinary activities	5	<u>(20,640)</u>	<u>(18,657)</u>
Profit for the year		81,510	75,198
Retained profit brought forward		52,552	89,154
Reserve Movements		<u>(61,067)</u>	<u>(111,800)</u>
Retained profit carried forward		<u><u>72,995</u></u>	<u><u>52,552</u></u>

The notes on pages 6 to 8 form an integral part of these financial statements.

Able Technology Limited

**Balance sheet
as at 30 June 2016**

	Notes	2016		2015	
		£	£	£	£
Fixed assets					
Tangible assets	7		2,998		4,047
Current assets					
Debtors	8	23,192		22,152	
Cash at bank and in hand		81,247		52,799	
		104,439		74,951	
Creditors: amounts falling due within one year	9	(34,342)		(26,346)	
Net current assets			70,097		48,605
Total assets less current liabilities			73,095		52,652
Net assets			73,095		52,652
Capital and reserves					
Called up share capital	10		100		100
Profit and loss account			72,995		52,552
Shareholders' funds			73,095		52,652

The director's statements required by Sections 475(2) and (3) are shown on the following page which forms part of this Balance Sheet.

The notes on pages 6 to 8 form an integral part of these financial statements.

Able Technology Limited

Balance sheet (continued)

**Director's statements required by Sections 475(2) and (3)
for the year ended 30 June 2016**

For the year ended 30 June 2016 the company was entitled to exemption from audit under section 477 of the Companies Act 2006 relating to small companies.

Director's responsibilities:

- The members have not required the company to obtain an audit of its accounts for the year in question in accordance with section 476; and
- The director acknowledges his their responsibilities for complying with the requirements of the Act with respect to accounting records and the preparation of accounts.

These accounts have been prepared in accordance with the provisions applicable to companies subject to the small companies regime and with the Financial Reporting Standard for Smaller Entities (effective January 2015).

These accounts were approved by the director on17/03/17....., and are signed on his behalf by:



.....
P. C. Hammond
Director

Registration number 02829312

The notes on pages 6 to 8 form an integral part of these financial statements.

Able Technology Limited

**Notes to the financial statements
for the year ended 30 June 2016**

1. Accounting policies

1.1. Accounting convention

The financial statements are prepared under the historical cost convention and in accordance with the Financial Reporting Standard for Smaller Entities (effective January 2015).

1.2. Turnover

1.3. Tangible fixed assets and depreciation

Depreciation is provided at rates calculated to write off the cost less residual value of each asset over its expected useful life, as follows:

Plant and machinery	-	25% Straight Line
Fixtures, fittings and equipment	-	15% Reducing Balance

2. Turnover

The total turnover of the company for the year has been derived from its principal activity wholly undertaken in the UK.

3. Operating profit

	2016	2015
	£	£
Operating profit is stated after charging:		
Depreciation and other amounts written off tangible assets	1,049	1,093
	<u>1,049</u>	<u>1,093</u>

4. Director's emoluments

	2016	2015
	£	£
Remuneration and other benefits	3,120	3,120
	<u>3,120</u>	<u>3,120</u>

5. Tax on profit on ordinary activities

Analysis of charge in period	2016	2015
	£	£
Current tax		
UK corporation tax at 20.00% (2015 - 20.00%)	20,640	18,657
	<u>20,640</u>	<u>18,657</u>

Able Technology Limited

**Notes to the financial statements
for the year ended 30 June 2016**

..... continued

6. Dividends

Dividends paid and proposed on equity shares

	2016	2015
	£	£
Paid during the year:		
Equity dividends on Ordinary shares	61,067	111,800
	<u>61,067</u>	<u>111,800</u>

7. Tangible fixed assets

	Plant and machinery	Fixtures, fittings and equipment	Total
	£	£	£
Cost			
At 1 July 2015	19,556	7,580	27,136
At 30 June 2016	<u>19,556</u>	<u>7,580</u>	<u>27,136</u>
Depreciation			
At 1 July 2015	17,144	5,945	23,089
Charge for the year	804	245	1,049
At 30 June 2016	<u>17,948</u>	<u>6,190</u>	<u>24,138</u>
Net book values			
At 30 June 2016	<u>1,608</u>	<u>1,390</u>	<u>2,998</u>
At 30 June 2015	<u>2,412</u>	<u>1,635</u>	<u>4,047</u>

8. Debtors

	2016	2015
	£	£
Trade debtors	16,427	15,387
Prepayments and accrued income	6,765	6,765
	<u>23,192</u>	<u>22,152</u>

Able Technology Limited

**Notes to the financial statements
for the year ended 30 June 2016**

..... continued

9. Creditors: amounts falling due within one year	2016	2015
	£	£
Corporation tax	20,639	21,014
Other taxes and social security costs	6,400	4,082
Director's accounts	6,028	-
Accruals and deferred income	1,275	1,250
	<u>34,342</u>	<u>26,346</u>

10. Share capital	2016	2015
	£	£
Allotted, called up and fully paid		
100 Ordinary shares of £1 each	<u>100</u>	<u>100</u>
Equity Shares		
100 Ordinary shares of £1 each	<u>100</u>	<u>100</u>

11. Contingent liabilities

The director is not aware of any contingent liabilities at the balance sheet date.

12. Related party transactions

During the year the company paid dividends of £61,067 (2015: £55,900) to the director, Mr P.C.Hammond.

13. Controlling interest

The company was controlled throughout both the current and preceding year, by the director Mr. P. C. Hammond.